

Manufacturers of Engineers Studs, Shaft Collars, Keys, Pins , Precision Turned Parts and Valves in Steel, Stainless, High Grade Alloy and Non-Ferrous Metals. Precision components produced to customer's specifications, drawings and bespoke requirements in most materials.

**WE OFFER FROM STOCK:** Shaft collars, parallel keys, gib head keys, woodruff keys, key steel , taper pins, tension pins, dowels, bolts and nuts, locknuts, dome nuts, self locking nuts, & wing nuts.

We also manufacture customer's special products using our in house C.N.C. And milling facilities in our factory in Stockport, United Kingdom.


### **Gib Head Keys:**

- Metric to BS 4235 Part 1 1972, DIN 6884, DIN 6885, DIN 6887
- Imperial to BS 46 Part 1 1958
- Key Steel (EN8) and Stainless Steel grades including Duplex and Ferilium available alongside other alloys.



### **Engineers Studs:**

- Wide range and made to customer's own specification
- Imperial studs to BS1083 and BS2693
- Metric studs are made to BS4439
- Wide choice of materials available, standard in EN1A
- Most cases we offer a same-day despatch




### **Collars:**

- Available as solid or single/double split (clamp type)
- Metric and Imperial to BS 4185 Part 1 1967
- Standard material BS 230M07 (EN1A)
- Weldable, plated finish, and stainless available
- Most cases we offer a same-day despatch



### **Keysteel:**


- Metric to BS 4235 Part 1 1972 and Imperial to BS 46 Part 1 1958
- Materials 080M40 (EN8) and stainless steel available
- Standard stock length is 12" (300mm) 1 metre lengths, 3 metre lengths and special lengths also available
- Cross sections from 1/4" and 3mm square and oblong available in many sizes up to 3" or above
- In most cases we can offer same-day despatch service on our Keysteel including stainless steel.



Manufacturers of Engineers Studs, Shaft Collars, Keys, Pins , Precision Turned Parts and Valves in Steel, Stainless, High Grade Alloy and Non-Ferrous Metals. Precision components produced to customer's specifications, drawings and bespoke requirements in most materials.

## Engineers Keys:

- Form A (round both ends), form B (square ends), & form C (round one end) available.
- Woodruff keys in Metric and Imperial
- Made to Metric BS4 235 part 1 1972 and Imperial BS46 part 1 1958
- Materials BS 080M40 (EN8) C45, stainless steel(including Duplex and Ferilium), and other alloys
- In house milling facility



## Bolts

- Bright mild steel hexagon head bolts and setscrews
- Socket head cap screws
- Special bolts to customers specification
- Whitworth BSW and BSF to BS 1083



## Nuts

- Half nuts, locknuts, self locking, castellated nuts, domed nuts, and wing nuts available
- Whitworth and BSF to BS 1083
- UNC and UNF to BS 1768
- Metric to BS 3692
- Bright bar turned nuts grade A



## Engineers Pins

- Taper pins and solid, split, internal and external extractable dowel pins in Metric and Imperial
- Grove pins to GP range, spring tensions pins, split cotter pins also available
- Available in several materials including mild steel, Keysteel (EN8), and stainless steel to BS 46, ISO 2339, DIN 7977-8 and DIN 258



## Special items and other fastenings

- Small/medium batches to customer specification
- In house C.N.C turning and milling facilities
- Available in a wide range of materials
- Screwed rod in metric and imperial diameters
- Standard and heavy duty washer/bushes made to customer specification
- Silversteel in 13" and 2 metre lengths

